

SERIES

5

DF
DS
DV

TTV

5090 // 5095 // 5100 // 5105 // 5115

DF/DS/DV TTV

DF TTV 4 WHEEL STEERING

STAGE V



**DEUTZ
FAHR**

// SERIES 5 DF/DS/DV

- > Offered in three width versions, with 3 or 4 cylinder engines and with a wide choice of configurations and options, this series is the most comprehensive range of high-tech specialised tractors currently available on the global market.
- > The TTV continuously variable transmission transforms the impressive power of the engine into effective work, and allows for a top speed of 40 km/h with reduced economic engine rpm.
- > Spacious cabs with flat floor and wide space.



5 DF TTV

- > Overall width from 1.441 to 1.671 mm
- > Wide cab for exceptional comfort
- > 84 l/min or Load Sensing 100 l/min pump

- > Work more comfortably and easily with the highly ergonomic and innovative MaxCom armrest. The controls for all the primary functions of the machine are within easy reach of your fingertips.
- > Larger capacity tanks: up to 100 litres of fuel for working longer without stopping
- > New FARMotion 35 and FARMotion 45 Stage V engines with up to 126 HP max. power. Reduced maintenance effort thanks to 600h engine oil change interval.

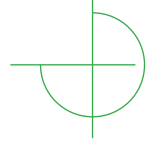


5 DF TTV 4-Wheel Steering

- > Overall width from 1.441 to 1.632 mm
- > Exclusive 4-wheel steering technology with selectable steering modes: Proportional, Proportional delayed, Crab, Auto, Manual, 2-wheel steering
- > 115 l/min Load Sensing pump

The undisputed leader
between the rows.

SET NEW STANDARDS FOR COMPACTNESS AND TECHNOLOGY.



- > Conventional swinging front axles or independent articulated quadrilateral front suspension with active control. To cater for the needs of any application.
- > Extreme compact overall size and extraordinary manoeuvrability as well as all-round visibility.
- > Powerful electronically controlled rear lifts with active damping to counter oscillation generated by mounted implements during road transport.

- > High performance hydraulic systems, with up to 9 independent high flow hydraulic valves.
- > Large choice of tyre sizes and types, including innovative PneuTrac tyres.



5 DS TTV

- > Overall width from 1.267 to 1.517 mm
- > Two cab configurations according to rear tyre size
- > 100 l/min Load Sensing pump




5 DV TTV

- > Overall width from 1.083 to 1.298 mm
- > 100 l/min Load Sensing pump

The ideal choice not just for the vineyard and fruit orchard, but also for parks maintenance, landscaping and municipal applications. The new Series 5 DF/DS/DV TTV maximises the productivity of mechanised farming tasks and offers unrivalled flexibility for extraordinary efficiency in any working conditions. Never before has so much advanced technology been packed into a specialised tractor, to match superlative performance and safety with impeccable on-board comfort. The new Series 5 DF/DS/DV TTV sets new standards for technology in the specialised tractor segment and delivers more performance than ever, thanks to a combination of new, more powerful engines, with improved fuel economy and minimised maintenance, TTV continuously variable transmissions and powerful hydraulic systems also offered as a closed centre version with Load Sensing pump capable of delivering an effective 100 l/min of hydraulic oil flow to the electronically controlled distributors.

Every model can be configured with unprecedented flexibility to cater for the need of every application imaginable in vineyard and fruit orchard. The wide choice of configurations and equipment options, the advanced on-board electronics and the hydraulic systems offered are all geared towards the single-minded goal of letting the operator concentrate solely on driving the machine. The 5 DF TTV models are even available with the exclusive 4-wheel steering technology, which dramatically improves the handling and maneuverability of the tractors while reducing steering radius and increasing operational safety.



// BOOSTED PERFORM BETWEEN

FARMotion 35 and 45 engines are specifically designed for agricultural missions. The biggest models feature now the OverBoost function, generating up to 126 HP max. power.

D ADVANCES IN THE ROWS



// FARMOTION 35 AND 45

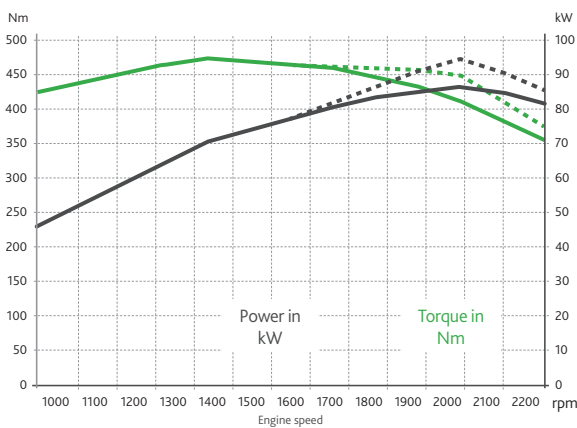
More efficiency and power than ever in an engine, conceived specifically for agriculture.

The beating heart of the new Series 5 DF/DS/DV TTV is the multiple award-winning FARMotion, an engine that now not only attains Stage V compliance but is also more powerful and fuel efficient than before. On top of this, scheduled service intervals have now been extended to 600 hours.

The new Series 5 DF/DS/DV TTV is powered by the latest evolution of the FARMotion: the FARMotion 35 and FARMotion 45 engines, powerplants developed with the best technological solutions currently existing for diesel engines and conceived specifically to cater for the needs of agricultural applications.

Offered as 3 and 4 cylinder versions, the engines of the new family are extremely compact in size, even offering the highest displacement in the market, contributing to the excellent forward visibility and generous maximum steering angle of these tractors.

Together, features such as the innovative geometry of the combustion chamber, fully electronically managed Common Rail injection (with injection pressures up to 2,000 bar), the electronically controlled viscstatic fan, a PowerCore air filter and the OverBoost function form an impressive package of



> Thanks to OverBoost power management the 5115 DF DS DV TTV models gain 10 HP more, reaching a max. power of 126 HP.

> Clean and organized underbonnet layout.



> Easily accessible AdBlue tank.



> Easy refuelling and long working days are ensured thanks to new fuel tank.

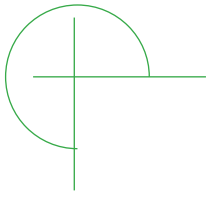
HIGHLIGHTS

- > Improved efficiency and more torque and power for all models
- > Electronically controlled viscstatic fan for reduced power loss
- > Scheduled oil change intervals extended to 600 hours
- > Automatic hydraulic valve adjustment for minimised maintenance
- > Extended operating range due to lower fuel consumption and larger new fuel tanks (up to 100 litres)
- > Easy starting even in very cold conditions

high-tech solutions allowing the new Series 5 DF/DS/DS TTV to minimise fuel consumption and maximise productivity. The innovative technology introduced to attain compliance with Stage V emissions standards has been wisely integrated in the vehicle by DEUTZ-FAHR. The new 5DF/DS/DV TTV Stage V models keep the same overall best in class dimensions of the predecessors, therefore the Stage V upgrade did not impact on visibility and manoeuvrability, that are crucial requisites of a specialised tractor. On top of this, FARMotion 35 and 45

have also raised their torque and power across the entire operating range of the engine, and the most powerful model in the family now delivers a max. power of 116 HP, which increases to 126 HP with OverBoost mode active. The OverBoost function also increases available torque in higher RPM for unrivalled performance during transport conditions.





// THE MOST TECHNO BETWEEN

Every aspect of the new Series 5 DF/DS/DV TTV is conceived to maximise productivity and harvest quality while saving you money.

ST ADVANCED LOGY THE ROWS



HIGHLIGHTS

- > TTV transmission for stepless driving from 0 to 40 Km/h
- > 40 Km/h at ECO engine revs
- > The practical MaxCom armrest lets the operator control the primary functions of the machine simply and immediately.
- > PTO with 3 speeds (540, 540ECO and 1000 rpm) with interchangeable stub shaft as standard
- > Groundspeed PTO available as option
- > 1000 front PTO as option



> External PTO and rear lift buttons on left and right fenders.



> The driver can select within a range from "ECO" engine management mode to "Power", for maximum power.

// TRANSMISSION AND PTO

Extraordinary efficiency and simplicity of use.

The transmission uses advanced split-power technology to ensure that engine power is transmitted effectively and efficiently to the wheels in all conditions and at any speed. The state of the art TTV transmission combines the efficiency of a mechanical gearbox with the operating comfort of a hydrostatic system. The resulting transmission transformed engine power effectively into superior productivity, with seamless power delivery and no loss of performance. The maximum speed of 40 km/h attained at economic engine speed, minimising fuel consumption during road transport usage. The extreme simplicity it offers in controlling of the vehicle is one of the primary and most highly acclaimed characteristics of the TTV transmission. The operator simply has to set the required groundspeed with the practical and ergonomic MaxCom Joystick, after which the tractor automatically accelerates smoothly and seamlessly to the speed set and then maintains this speed. Releasing the throttle pedal the tractor decelerates and when it is stopped, thanks to PowerZero function, it stays in stationary position without pressing the brake pedal, even in hilly fields and even with trailed implements connected. Engine speed and transmission drive ratio are matched automatically in real time to keep the tractor working as efficiently as possible, whatever the conditions. When PTO is active, the operator can store two engine speeds and recall them automatically when needed by simply pressing a button. Impressive versatility in terms of PTO choices too: the three universal speeds (540 rpm, 540ECO and 1000 rpm, all of which selected electronically with progressive clutch engagement) are available for implements connected to the easily interchangeable stub shaft. All versions come as standard with a function which automatically engages and disengages the PTO in relation to the position of the implement connected to the 3-point hitch. A groundspeed rear PTO and a 1000 rpm front PTO are available as options.



> MaxCom Joystick to allow easy management of driving speed.



> PowerShuttle with SenseClutch (5 adjustable levels).

// HYDRAULICS AND LIFTS

Extraordinarily configurable with superlative power and control precision.

To meet the needs of even the most sophisticated implements, the new Series 5 DF/DS/DV TTV boasts an extremely powerful and configurable hydraulic system. The base configuration of 5 DF TTV is a conventional system with a pump delivering up to 84 l/min, while at the top of the range is an innovative solution with 100 l/min Load Sensing pump.

5 DS and 5 DV TTV already comes equipped as standard with the 100 l/min closed centre hydraulic circuit, while the 5 DF TTV 4-wheel steering even feature a 115 l/min pump.

In addition to this, all versions come with a separate secondary hydraulic system with 42 l/min pump for the hydraulic steering

and auxiliary utilities. For the most demanding applications, the rear of the tractor can be fitted with up to 5 double acting high-flow distributors with electronic flow and time control and free return line. As well as this, all versions with Load Sensing pump can be equipped with Power Beyond connection. In the mid-mounted-position, the most complete configuration includes 4 supplementary double acting high-flow distributors, with individual flow and time setting, 2 pressureless free return and 3 hydraulic ways duplicated from the rear can be installed, giving a total of 13 mid-mounted hydraulic connections.



HIGHLIGHTS

- > Electronically controlled rear lift with lift capacity up to 3800 Kg and settable active damping system
- > Optional 1500 Kg front lift
- > Load Sensing system with up to 115 l/min of effective oil flow to the distributors (70 l/min already available at an engine speed of just 1350 rpm)
- > Electronically settable hydraulic flow rate and timer
- > Programmable proportional control joystick for managing hydraulic functions integrated on MaxCom armrest

Simpler hydraulics configurations, made by hydraulic connections duplicated from the rear, are also available. The electronically controlled rear lift has a lift capacity of up to 3800 Kg (3400 Kg for 4-wheel steering version; 2600 Kg for 5 DS and 5 DV TTV), and can also be operated from external controls fitted as standard on the left hand rear mudguard. An active damping function to counter the oscillation generated by mounted implements during transport is available as standard, while options include hydraulic stabilisers and additional external controls duplicated on the right hand rear mudguard. A powerful

front lift with an impressive 1500 Kg of lift capacity is also available as an option.

All spool valves can be easily managed by the buttons, fingertips or joystick on the MaxCom armrest. Thanks to the InfoCentre^{Pro} settings and the iMonitor, it is possible to freely assign the control of each spool valves, increasing remarkably the comfort of the driver.



- > Up to 4 independent mid-mounted distributors with individual flow and time settings. 2 free returns and up to 3 hydraulic ways available.



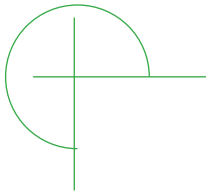
- > Easy to operate rear and mid-mounted spool valves thanks to proportional controls. The controls can be freely assigned through InfoCentre^{Pro} settings.




- > Up to 5 electronically controlled rear distributors.



- > Power Beyond available.



// THE BEST BETWEEN



Launching the 5 DF TTV with 4-wheel steering technology, DEUTZ-FAHR raises again the bar inside the specialised segment. The unique 4-wheel steering technology not only reduces the steering radius, but increases safety on slopes and productivity in every condition.



HANDLING THE ROWS

// AXLES AND BRAKES

Unrivalled performance for superlative productivity and safety.

As an alternative to the standard front axle, the new Series 5 DF/DS/DV TTV is available with an optional exclusive hydropneumatic independent articulated quadrilateral adaptive front suspension system. This innovative technological solution optimises damping response in relation to vehicle speed and steering angle. The system employs an array of specific sensors and a dedicated electronic control unit to manage the dynamic behaviour of the vehicle with sophisticated control logic to ensure levels of comfort and stability, whether in the field or on the road, that you'd normally only expect from a much higher power open field tractor.

As standard, the control software includes two additional functions which significantly improve the active safety of the machine - Anti-Dive and Anti-Roll. Anti-Dive counters the tendency of the front axle to compress suddenly under braking, causing weight transfer towards the front of the machine. This significantly reduces stopping distances, especially in cases of emergency braking. Anti-Roll, on the other hand, automatically adjusts the stiffness of the dampers in relation to steering angle and vehicle speed to improve stability and grip when cornering. The system stiffens the suspension of the outer wheel, keeping the vehicle correctly balanced and drastically reducing potentially dangerous roll.

Automatically engaged four wheel drive and 100% lockable differential locks ensure sure-footed traction in all terrain conditions, while disc brakes on all four wheels ensure true all-wheel braking action. Included as standard, the Hydraulic Park Brake (HPB) increases safety when holding the vehicle in a stationary position and contributes to saving fuel, as it reduces power losses by up to 2 HP compared with a conventional solution.



> Equipped with all-wheel braking and a Hydraulic Parking Brake (HPB) as standard.



> Manual adjustment of the suspended front axle facilitates maintenance operations and ensures easy coupling of the front equipment.

HIGHLIGHTS

- > Available with ASM and Auto 4WD, to maximise performance automatically in challenging terrain conditions
- > Hydraulic Park Brake (HPB) included as standard, for improved safety and fuel efficiency
- > True all-wheel braking with disc brakes on all 4 wheels
- > Available with an innovative independent articulated quadrilateral adaptive front suspension system



- > High maneuverability thanks to high steering angle ensured by independent front axle suspension.



- > ASM function automatically activates and deactivates 4WD and diff. lock according to steering angle and ground speed, allowing the driver to concentrate during headland manoeuvres.

// 4-WHEEL STEERING


The 4-wheel steering technology brings the safety and maneuverability of 5 DF TTV at top levels.

In addition to the exclusive independent front axle suspension, 5 DF TTV models can be equipped with a unique 4-wheel steering system. With 5 DF TTV 4WS models, DEUTZ-FAHR brings the 4-wheel steering technology on fruit orchard and vineyard machines, for unrivalled agility and safety between the rows. Boasting a significantly better turning radius than a conventional machine (-26%*), but with the same track and wheelbase as standard versions, the 5 DF TTV 4-wheel steering can work with ease in confined spaces. The 5 DF TTV 4-wheel steering models are the perfect tractors for performing all operations in vineyards and orchards with short headlands or for all maintenance activities and snow removal in narrow streets or sidewalks. The 4-wheel steering system is managed by an electronic control system which offers the operator a choice of different steering modes selectable from a practical control in the cab. In "Proportional" mode, the rear wheels steer in the opposite direction to the front wheels at an angle proportional to the front wheel steering angle, significantly reducing the turning radius without compromising stability. This reduces the space necessary for end-of-row turns increasing dramatically the maneuverability of the tractor and therefore its productivity. In addition to that, the combination of steering on front and rear axle allows smooth turning maneuvers minimising turf damage. "Delayed" mode is very similar to proportional mode: but with the rear wheels turning with a slight delay after the front wheels. This lets the operator make small directional corrections within the row without activating the rear wheel steering function. This mode is particularly useful when performing end-of-row turns with towed implements, as it does not produce an excessively tight turning radius. In "Crab" mode the front and rear wheels steer in the same direction, allowing the tractor to manoeuvre diagonally. This ensures greater stability when working along gradients, and increase the handling when working with front equipment, such as trimmers or defoliation machines. In addition to these three automated control modes, the steering angle of the rear wheels can be set manually as desired by the operator and locked to compensate for downhill slippage of the rear axle when working on slopes, or locked in the centre position for road transport. With Auto function, the selected steering mode can be automatically engaged according to a parameter chosen by the driver (rear or front lift up/down, spool valves activation, PTO engagement). For instance, when lowering the rear lift, the 2-wheel steering mode is engaged allowing small direction adjustment between the rows. When rear lift is raised up, proportional mode is activated allowing faster turning headland maneuvers. All steering modes can be set and easily customized by the driver in order to have the best tractor behaviour in every working condition.

*compared with a 5 DF TTV with similar tires, fixed front and rear axles, in the most favourable condition.

HIGHLIGHTS

- > Exclusive 4-wheel steering technology with selectable steering modes: Proportional, Proportional delayed, Crab, Auto, Manual, 2-wheel steering
- > Up to -26% steering radius compared with a 5 DF TTV with fixed front axle and standard rear axle
- > Customizable steering modes
- > Possibility to automatically center the rear wheels when reverse drive is engaged
- > Maximum rear steering angle can be electronically limited in order to install snow-chains

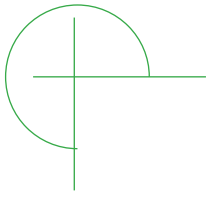


> Steering modes easily selectable thanks to the specific control on right side of steering wheels.




> Up to 26% reduction of steering radius.

> 4-wheel steering technology increases maneuverability while keeping the same overall dimensions of a standard tractor.



// EXCLUSIV



The productivity of a tractor also depends on how comfortable the operator is inside the cabin. 5 DF/DS/DV TTV models are leaders even in this topic.



VE COMFORT



// DRIVING POSITION

Extreme comfort in a confined size.

A choice of three state of the art 4-pillar cab variants offering unprecedented levels of ergonomics and operator comfort. While differing in width and mudguard design, all variants are designed to offer generous working space on the inside while maintaining compact exterior dimensions. The tapered profile of the bonnet and the 4 slim pillars ensure excellent all-round visibility. The completely flat floor, facilitates entry and egress into and out of the cab and offering more legroom. The rounded outlines of the structure lend a modern look to the cab, with soft, sinuous forms allowing the tractor to negotiate even the narrowest spaces with ease and minimising plant damage.

A dedicated pedal at the base of the steering column lets the operator adjust the rake and reach of the steering wheel quickly and easily. As the instrument cluster is mounted on the steering column, adjusting the steering wheel also adjusts the position of the cluster so that it is ideally placed and easily visible for drivers of any stature.

While the 8" iMonitor is available as an option, all models come as standard with the InfoCentre^{Pro}, with a high resolution 5" screen displaying all the information necessary concerning the status of the tractor clearly and letting the driver configure numerous functions. Arranged around the screen are a practical phone holder and the controls for a number of automated functions, such as the front suspension system, Auto 4WD, the SDD rapid steering system and the Hydraulic Parking Brake (HPB).

An exclusive roof with adjustable panels significantly improves overhead visibility to the rear of the tractor, while the generously sized integrated windscreen offers a clear view. The special air filtration system integrated into the roof allows the cab to attain a Cat 4 rating and comply with all regulations for operator safety when applying crop protection products without requiring the use of personal protective equipment.

For an easy understanding all controls of the tractor are colour-coded and grouped on the the innovative MaxCom armrest. Regardless the width of the tractor, MaxCom armrest is always fully integrated in the seat providing exceptional comfort to the operator.



HIGHLIGHTS

- > 4-post cab suspended on Hydro Silent-Block
- > MaxCom armrest fully integrated in the seat
- > Rear liftable top roof for high visibility
- > Cat.4 filtration available as option



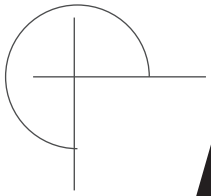
> Bluetooth radio is available.



> According to the size of the tractor, up to two storage trays/bottle holders are available.



> Protection against pesticide aerosols, given by Cat.4 filtration, can be easily activated through a button.



// WARRIOR EDITION

An exclusive package for make the difference between the rows.

For owners who like to stand out from the crowd, DEUTZ-FAHR offers the coveted Warrior equipment. Take advantage of the special Warrior LED lighting pack and enjoy the luxury of the comfortable pneumatic seat, the air conditioning system and the audio system with Bluetooth. With taking the choice of a Warrior Edition the new Series 5 DF/DS/DV TTV makes a bold impression and stands out unmistakably from the crowd.



> The Warrior models feature a wide range of high-quality components as standard, underlining the exclusive character of this equipment variant.



HIGHLIGHTS

- > Pneumatic suspended seat
- > Floor mat
- > Warrior decal on roof
- > LED lights package available
- > Warrior colour: glossy black
- > Warrior logo on InfoCentre^{Pro}



// // SDF Smart

The new tractors of the Series 5 DF/DS/DV TTV can be equipped with various products and services to simplify work and increase productivity.



Farming Solutions



// AGRICULTURE 4.0: FULLY CONNECTED

The tractors of the Series 5 DF/DS/DV TTV offer class-beating technology, letting you get on with your work with even more intelligent solutions.


The tractors of the new Series 5 DF/DS/DV TTV offer class-beating technology, letting you get on with your work with even more intelligent solutions. Automated guidance systems maximize operator comfort. The Series 5 DF/DS/DV TTV tractors may be equipped as an option with the most advanced and sophisticated auto-guidance and telemetry systems. Centimetre precision avoids wasteful overlapping, saving fuel, reducing component wear and minimizing usage of the tools necessary for production. The connectivity solutions offered by DEUTZ-FAHR make interaction between the office and machinery even simpler.

The new SDF Fleet Management application puts the user in total control of the new Series 5 DF/DS/DV TTV models.

The application lets the owner keep track of the position of the tractor in real time, wherever it is. SDF Fleet Management can also be used as an effective tool for planning maintenance, by making use of its notification functions, and for acquiring data relative to performance and fuel consumption. With the SDF Fleet Management application, dealers can always assist drivers in case of any upcoming issues that may occur. This reduces downtime and increases operation reliability of customer's machine.

HIGHLIGHTS

- > iMonitor as centralised interface for managing a number of different applications for guidance, data management, ISOBUS and additional optional features like XTEND or AUTO-TURN
- > SDF Guidance with the new SR20 GNSS receiver for superior precision
- > Wide number of ISOBUS functions like automatic Section Control with up to 200 sections
- > SDF Data Management for reliable data exchange with e.g. Agrirouter
- > SDF Fleet Management for total remote control of machine data



> SDF Guidance: plenty of features like AUTO-TURN for highest convenience.



> Headland management ComfortTip and AUTO-TURN relieves the operator in demanding situations.

// iMonitor

An innovative terminal putting the driver in total control of the machine.

The iMonitor is the central control element and comes along with updated graphics for a new user experience that is now even more simple and intuitive to use. An 8" monitor is available. It allows the driver to manage all the most important functions of the machine, such as tractor settings, guidance, ISOBUS implement control and data management.

You can split the screen into different fields to display dedicated functions, while an effective anti-glare coating ensures that all the information are clearly visible. State of the art touch screen operation makes the operation extremely comfortable.

Intuitive and immediate usability are crucial given the large number of functions controllable from the terminal. Support functions such as quick guides and icon tooltips, combined with a clear menu structure ensure simple, intuitive usage. And if the operator still has any doubts on the functions of the interface, these can be resolved quickly by using the remote support function. iMonitor is a highly practical interface connecting the driver, tractor, implement and office. Besides a huge number of features available already as standard, it is even possible to unlock further functions and by this increase also level of usability – such as the XTEND function which allows screens to be extended onto external tablets.

SDF Guidance

Modern auto-guidance systems not only improve productivity by reducing driver stress, they also offer significant time savings by ensuring greater precision during work in the field. The SDF Guidance application allows the operator to work in comfort and always at the highest precision.

SR20


SR20 is a new GNSS auto-steering receiver designed for highest accuracy and performances in field. It is capable for the reception of all important satellite systems (GPS, GLONASS, GALILEO, QZSS and Beidou) to achieve reliable satellite tracking for consistent accuracy during all conditions. As the hardware contains as standard a 3-axis gyroscope for detecting smallest movements, its accuracy level can easily be upgraded e.g. from DGPS corrections like EGNOS to RTK.

ISOBUS

Electronics increase the safety, precision and efficiency of agricultural machinery. With ISOBUS, the operator can now control all compatible implements from a single monitor (UT). The iMonitor can be used as a central controller for all ISOBUS applications and for managing a wide variety of operations. Many functions are available without activating a license: such as automatic switching of up to 200 sections (TC-SC) and processing application maps (TC-GEO).



> The new 5 DF DS DV TTV is AEF certified.



> SDF Guidance assists drivers: all day long, in all conditions, with reliable high accuracy.



> In-cab ISOBUS plug for additional monitors.

> ISOBUS: you can plug any type of implement and benefit from various ISOBUS features.

// OPTIONAL EQUIPMENT

From narrow vineyards to road cleaning, Series 5 DF/DS/DV TTV can be tailor made for any special application

A complete list of optional equipment is offered to customize the 5 DF/DS/DV TTV models according to the needs of any vine grower or municipality. A special front plate, as well as a powerful front lift with PTO are sourced directly from factory allowing the coupling with front implements such as trimmers, defolting machines or mulchers. Inter-axle plates with screw fixing points are available as standard equipment for the installation of mid-mounted implements.

To get the most narrow width for combined works, a special fuel tank is even available for 5 DS TTV, allowing the installation of mid-mounted implements while keeping the overall width of the tractor less than 1.30 m. Thanks to this fuel tank and the powerful hydraulic system (with up to 21 hydraulic connections), 5 DS TTV are able to work between narrow vineyards with a combination of implements (rear, mid-mounted, front) performing more agronomic operation in one time avoiding additional soil compaction and saving time and fuel.

5 DF TTV - both standard and 4-wheel steering - and 5 DS TTV can be equipped ex-factory with the special PneuTrac tyres, which ensure premium flotation properties providing a footprint average 10% larger than a modern agricultural radial tire thereby protecting the ground by compaction. In addition to that, the wide footprint allows an increased lateral stability on slopes, increasing work safety.

And if the 5 DF/DS/DV TTV are used for other special applications such as snow removal or road cleaning, a special orange body colour and municipal tyres are available. These features, in combination with 4-wheel steering technology, TTV transmission and the compact dimensions make these tractors perfect for municipal works.



HIGHLIGHTS

- > Fully customizable tractors with wide choice of optional equipment such as tyre sizes, front attachment types, body colour
- > Specific version for extra-narrow vineyards allowing the installation of mid-mounted implements keeping the overall width lower than 1.3 m
- > Municipal equipment available



- > A special front plate for the installation of screwed implements is available from factory.



> Several sizes of PneuTrac tyres are optionally available allowing less soil compaction and higher side stability than conventional tyres.



> 5 DS TTV can be equipped with an optional fuel tank specifically shaped for the installation of mid-mounted equipment for narrow vineyards (from 1.80 m).

SERIES 5 DF TTV		90	95	100	105	115
ENGINE						
Type		FARMotion 35	FARMotion 45	FARMotion 35	FARMotion 45	FARMotion 45
Emission level				Stage V		
Aspiration				Turbo Intercooler		
Injection @ pressure	Type			Common Rail @ 2,000 bar		
Cylinder/Displacement	n°/cc	3/2887	4/3849	3/2887	4/3849	
Max. power with OverBoost (ECE R120)	kW/HP	-	-	-	-	93/126
Max. power (ECE R120)	kW/HP	67/91	70/95	75/102	78/106	85/116
Power at rated engine speed (ECE R120)	kW/HP	63.5/86	66.4/90	71.1/97	74/101	80.6/110
Max torque @ 1400 rpm	Nm	372	389	417	433	472
Fuel tank capacity (with front lift/PTO)	l	81 (61)	81 (61)	81 (61)	81 (61)	81 (61)
XL Fuel tank capacity (with front lift/PTO)	l	100 (80)	100 (80)	100 (80)	100 (80)	100 (80)
Adblue tank capacity	l	13	13	13	13	13
TTV TRANSMISSION						
Max speed*	km/h @ rpm			40 @ 1570		
CruiseSpeed	n°			2 forward + 2 reverse		
PowerZero		●	●	●	●	●
Driving Strategies (Auto/Manual/PTO)		●	●	●	●	●
SenseClutch with 5 adjustment levels		●	●	●	●	●
PTO						
Electrohydraulic engagement		●	●	●	●	●
PTO speeds				540/540ECO/1000		
Groundspeed PTO		○	○	○	○	○
Front PTO 1000		○	○	○	○	○
LIFT						
Electronic rear lift		●	●	●	●	●
Rear lift capacity	Kg	3800	3800	3800	3800	3800
Hydraulic right tie rod and stabilizers		○	○	○	○	○
Front lift (1500 Kg)		○	○	○	○	○
HYDRAULICS						
Open centre hydraulic system (STD)	l/min	84	84	84	84	84
Closed centre hydraulic system (OPT)	l/min	100	100	100	100	100
Rear spool valves (STD/OPT)	n°	2/3/4/5	2/3/4/5	2/3/4/5	2/3/4/5	2/3/4/5
Mid-mounted spool valves (OPT)	n°	2/4	2/4	2/4	2/4	2/4
Mid-mounted hydraulic ways - duplicated from rear (OPT)	n° of ways	2/3/4	2/3/4	2/3/4	2/3/4	2/3/4
BRAKES						
4 wheel braking		●	●	●	●	●
Hydraulic Parking Brake (HPB)		●	●	●	●	●
Hydraulic trailer brake		○	○	○	○	○
FRONT AXLE						
Electrohydraulic engagement for 4WD and Diff.Lock		●	●	●	●	●
Auto 4WD		○	○	○	○	○
ASM		○	○	○	○	○
Independent steering pump	l/min	42	42	42	42	42
Steering Double Displacement (SDD)		○	○	○	○	○
INDEPENDENT FRONT AXLE SUSPENSION (OPT)						
Adaptive-Damping, Active Self-Leveling functions		●	●	●	●	●
Anti-Dive, Anti-Roll functions		●	●	●	●	●
Differential Traction Control (DTC)		●	●	●	●	●
CAB						
MaxCom armrest connected to the seat		●	●	●	●	●
InfoCentre ^{pro}		●	●	●	●	●
ComforTip Headland Management		●	●	●	●	●
Pneumatic suspended seat		●	●	●	●	●
Suspended on Hydro Silent-Block		●	●	●	●	●
Cat.4 filtration system		○	○	○	○	○
4 Gen LED working lights		○	○	○	○	○
Rear cameras		○	○	○	○	○
SDF SMART FARMING SOLUTIONS						
8" iMonitor		○	○	○	○	○
Fully integrated autoguidance		○	○	○	○	○
CTM		○	○	○	○	○
ISOBUS		○	○	○	○	○

● = standard ○ = option - = not available

* engine rpm at max. speed varies according to rear tyre size

SERIES 5 DF TTV 4-Wheel Steering		90	95	100	105	115
ENGINE						
Type		FARMotion 35	FARMotion 45	FARMotion 35	FARMotion 45	FARMotion 45
Emission level				Stage V		
Aspiration				Turbo Intercooler		
Injection @ pressure	Type			Common Rail @ 2,000 bar		
Cylinder/Displacement	n°/cc	3/2887	4/3849	3/2887	4/3849	
Max. power with OverBoost (ECE R120)	kW/HP	-	-	-	-	93/126
Max. power (ECE R120)	kW/HP	67/91	70/95	75/102	78/106	85/116
Power at rated engine speed (ECE R120)	kW/HP	63.5/86	66.4/90	71.1/97	74/101	80.6/110
Max torque @ 1400 rpm	Nm	372	389	417	433	472
Fuel tank capacity (with front lift/PTO)	l	81 (61)	81 (61)	81 (61)	81 (61)	81 (61)
XL Fuel tank capacity (with front lift/PTO)	l	100 (80)	100 (80)	100 (80)	100 (80)	100 (80)
Adblue tank capacity	l	13	13	13	13	13
TTV TRANSMISSION						
Max speed*	km/h @ rpm			40 @ 1750		
CruiseSpeed	n°			2 forward + 2 reverse		
PowerZero		●	●	●	●	●
Driving Strategies (Auto/Manual/PTO)		●	●	●	●	●
SenseClutch with 5 adjustment levels		●	●	●	●	●
PTO						
Electrohydraulic engagement		●	●	●	●	●
PTO speeds				540/540ECO/1000		
Groundspeed PTO		○	○	○	○	○
Front PTO 1000		○	○	○	○	○
LIFT						
Electronic rear lift		●	●	●	●	●
Rear lift capacity	Kg	3400	3400	3400	3400	3400
Hydraulic right tie rod and stabilizers		○	○	○	○	○
Front lift (1500 Kg)		○	○	○	○	○
HYDRAULICS						
Closed centre hydraulic system	l/min	115	115	115	115	115
Rear spool valves (STD/OPT)	n°	3/4/5	3/4/5	3/4/5	3/4/5	3/4/5
Mid-mounted spool valves (OPT)	n°	2/4	2/4	2/4	2/4	2/4
Mid-mounted hydraulic ways - duplicated from rear (OPT)	n° of ways	2/3/4	2/3/4	2/3/4	2/3/4	2/3/4
BRAKES						
4 wheel braking		●	●	●	●	●
Hydraulic Parking Brake (HPB)		●	●	●	●	●
Hydraulic trailer brake		○	○	○	○	○
FRONT AXLE						
Electrohydraulic engagement for 4WD and Diff.Lock		●	●	●	●	●
Auto 4WD		○	○	○	○	○
ASM		○	○	○	○	○
Independent steering pump	l/min	42	42	42	42	42
Steering Double Displacement (SDD)		○	○	○	○	○
INDEPENDENT FRONT AXLE SUSPENSION (OPT)						
Adaptive-Damping, Active Self-Leveling functions		●	●	●	●	●
Anti-Dive, Anti-Roll functions		●	●	●	●	●
Differential Traction Control (DTC)		●	●	●	●	●
4-WHEEL STEERING SYSTEM						
Proportional mode		●	●	●	●	●
Proportional delayed mode		●	●	●	●	●
Crab mode		●	●	●	●	●
Manual offset adjustment		●	●	●	●	●
Auto mode		●	●	●	●	●
ComforTip integration		●	●	●	●	●
Rear steering limit setting		●	●	●	●	●
CAB						
MaxCom armrest connected to the seat		●	●	●	●	●
InfoCentre ^{Pro}		●	●	●	●	●
ComforTip Headland Management		●	●	●	●	●
Pneumatic suspended seat		●	●	●	●	●
Suspended on Hydro Silent-Block		●	●	●	●	●
Cat.4 filtration system		○	○	○	○	○
4 Gen LED working lights		○	○	○	○	○
Rear cameras		○	○	○	○	○
SDF SMART FARMING SOLUTIONS						
8" iMonitor		○	○	○	○	○
Fully integrated autoguidance		○	○	○	○	○
CTM		○	○	○	○	○
ISOBUS		○	○	○	○	○

● = standard ○ = option - = not available

* engine rpm at max. speed varies according to rear tyre size

SERIES 5 DS TTV		90	95	100	105	115
ENGINE						
Type		FARMotion 35	FARMotion 45	FARMotion 35	FARMotion 45	FARMotion 45
Emission level				Stage V		
Aspiration				Turbo Intercooler		
Injection @ pressure	Type			Common Rail @ 2,000 bar		
Cylinder/Displacement	n°/cc	3/2887	4/3849	3/2887	4/3849	
Max. power with OverBoost (ECE R120)	kW/HP	-	-	-	-	93/126
Max. power (ECE R120)	kW/HP	67/91	70/95	75/102	78/106	85/116
Power at rated engine speed (ECE R120)	kW/HP	63.5/86	66.4/90	71.1/97	74/101	80.6/110
Max torque @ 1400 rpm	Nm	372	389	417	433	472
Fuel tank capacity (with front lift/PTO)	l	75 (55)	75 (55)	75 (55)	75 (55)	75 (55)
XL Fuel tank capacity (with front lift/PTO)	l	100 (80)	100 (80)	100 (80)	100 (80)	100 (80)
Adblue tank capacity	l	13	13	13	13	13
TTV TRANSMISSION						
Max speed*	km/h @ rpm			40 @ 1570		
CruiseSpeed	n°			2 forward + 2 reverse		
PowerZero		●	●	●	●	●
Driving Strategies (Auto/Manual/PTO)		●	●	●	●	●
SenseClutch with 5 adjustment levels		●	●	●	●	●
PTO						
Electrohydraulic engagement		●	●	●	●	●
PTO speeds				540/540ECO/1000		
Groundspeed PTO		○	○	○	○	○
Front PTO 1000		○	○	○	○	○
LIFT						
Electronic rear lift		●	●	●	●	●
Rear lift capacity	Kg	2600	2600	2600	2600	2600
Hydraulic right tie rod and stabilizers		○	○	○	○	○
Front lift (1500 Kg)		○	○	○	○	○
HYDRAULICS						
Closed centre hydraulic system (STD)	l/min	100	100	100	100	100
Rear spool valves (STD/OPT)	n°	2/3/4/5	2/3/4/5	2/3/4/5	2/3/4/5	2/3/4/5
Mid-mounted spool valves (OPT)	n°	2/4	2/4	2/4	2/4	2/4
Mid-mounted hydraulic ways - duplicated from rear (OPT)	n° of ways	2/3/4	2/3/4	2/3/4	2/3/4	2/3/4
BRAKES						
4 wheel braking		●	●	●	●	●
Hydraulic Parking Brake (HPB)		●	●	●	●	●
Hydraulic trailer brake		●	●	●	●	●
FRONT AXLE						
Electrohydraulic engagement for 4WD and Diff.Lock		●	●	●	●	●
Auto 4WD		○	○	○	○	○
ASM		○	○	○	○	○
Independent steering pump	l/min	42	42	42	42	42
Steering Double Displacement (SDD)		○	○	○	○	○
INDEPENDENT FRONT AXLE SUSPENSION (OPT)						
Adaptive-Damping, Active Self-Leveling functions		●	●	●	●	●
Anti-Dive, Anti-Roll functions		●	●	●	●	●
Differential Traction Control (DTC)		●	●	●	●	●
CAB						
MaxCom armrest connected to the seat		●	●	●	●	●
InfoCentre ^{pro}		●	●	●	●	●
ComforTip Headland Management		●	●	●	●	●
Pneumatic suspended seat		●	●	●	●	●
Suspended on Hydro Silent-Block		●	●	●	●	●
Cat. 4 filtration system		○	○	○	○	○
4 Gen LED working lights		○	○	○	○	○
Rear cameras		○	○	○	○	○
SDF SMART FARMING SOLUTIONS						
8" iMonitor		○	○	○	○	○
Fully integrated autoguidance		○	○	○	○	○
CTM		○	○	○	○	○
ISOBUS		○	○	○	○	○

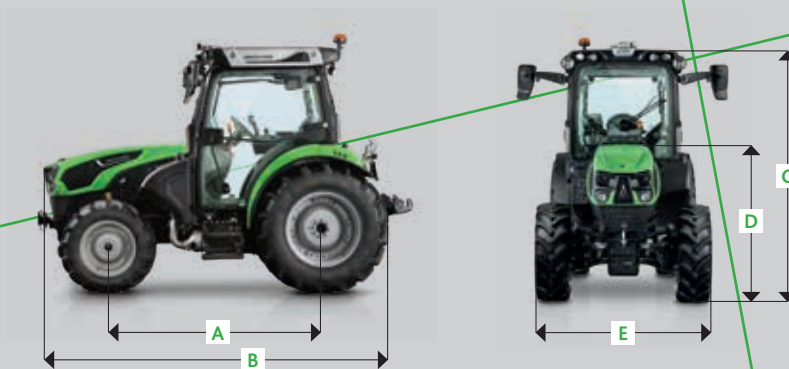
● = standard ○ = option -- = not available

* engine rpm at max. speed varies according to rear tyre size

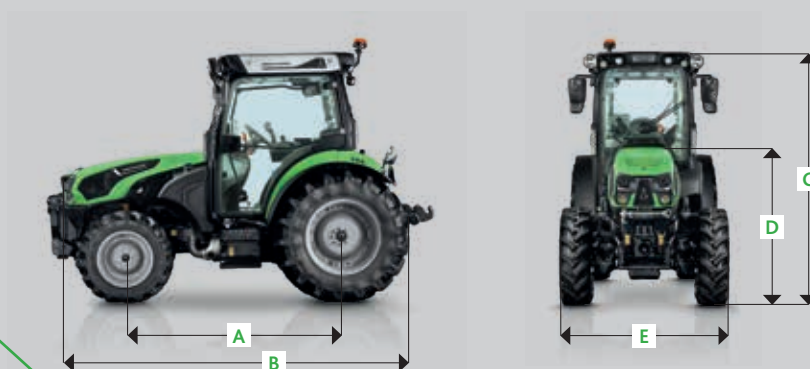
SERIES 5 DV TTV		90	95	100	105	115
ENGINE						
Type		FARMotion 35	FARMotion 45	FARMotion 35	FARMotion 45	FARMotion 45
Emission level				Stage V		
Aspiration				Turbo Intercooler		
Injection @ pressure	Type			Common Rail @ 2,000 bar		
Cylinder/Displacement	n°/cc	3/2887	4/3849	3/2887	4/3849	
Max. power with OverBoost (ECE R120)	kW/HP	-	-	-	-	93/126
Max. power (ECE R120)	kW/HP	67/91	70/95	75/102	78/106	85/116
Power at rated engine speed (ECE R120)	kW/HP	63.5/86	66.4/90	71.1/97	74/101	80.6/110
Max torque @ 1400 rpm	Nm	372	389	417	433	472
Fuel tank capacity (with front lift/PTO)	l	75 (55)	75 (55)	75 (55)	75 (55)	75 (55)
XL Fuel tank capacity (with front lift/PTO)	l	100 (80)	100 (80)	100 (80)	100 (80)	100 (80)
Adblue tank capacity	l	13	13	13	13	13
TTV TRANSMISSION						
Max speed*	km/h @ rpm			40 @ 1770		
CruiseSpeed	n°			2 forward + 2 reverse		
PowerZero		●	●	●	●	●
Driving Strategies (Auto/Manual/PTO)		●	●	●	●	●
SenseClutch with 5 adjustment levels		●	●	●	●	●
PTO						
Electrohydraulic engagement		●	●	●	●	●
PTO speeds				540/540ECO/1000		
Groundspeed PTO		○	○	○	○	○
Front PTO 1000		○	○	○	○	○
LIFT						
Electronic rear lift		●	●	●	●	●
Rear lift capacity	Kg	2600	2600	2600	2600	2600
Hydraulic right tie rod and stabilizers		○	○	○	○	○
Front lift (1500 Kg)		○	○	○	○	○
HYDRAULICS						
Closed centre hydraulic system (STD)	l/min	100	100	100	100	100
Rear spool valves (STD/OPT)	n°	2/3/4/5	2/3/4/5	2/3/4/5	2/3/4/5	2/3/4/5
Mid-mounted spool valves (OPT)	n°	2/4	2/4	2/4	2/4	2/4
Mid-mounted hydraulic ways - duplicated from rear (OPT)	n° of ways	2/3/4	2/3/4	2/3/4	2/3/4	2/3/4
BRAKES						
4 wheel braking		●	●	●	●	●
Hydraulic Parking Brake (HPB)		●	●	●	●	●
Hydraulic trailer brake		○	○	○	○	○
FRONT AXLE						
Electrohydraulic engagement for 4WD and Diff.Lock		●	●	●	●	●
Auto 4WD		○	○	○	○	○
ASM		○	○	○	○	○
Independent steering pump	l/min	42	42	42	42	42
Steering Double Displacement (SDD)		○	○	○	○	○
INDEPENDENT FRONT AXLE SUSPENSION (OPT)						
Adaptive-Damping, Active Self-Leveling functions		●	●	●	●	●
Anti-Dive, Anti-Roll functions		●	●	●	●	●
Differential Traction Control (DTC)		●	●	●	●	●
CAB						
MaxCom armrest connected to the seat		●	●	●	●	●
InfoCentre ^{pro}		●	●	●	●	●
ComforTip Headland Management		●	●	●	●	●
Pneumatic suspended seat		●	●	●	●	●
Suspended on Hydro Silent-Block		●	●	●	●	●
Cat. 4 filtration system		○	○	○	○	○
4 Gen LED working lights		○	○	○	○	○
Rear cameras		○	○	○	○	○
SDF SMART FARMING SOLUTIONS						
8" iMonitor		○	○	○	○	○
Fully integrated autoguidance		○	○	○	○	○
CTM		○	○	○	○	○
ISOBUS		○	○	○	○	○

● = standard ○ = option -- = not available

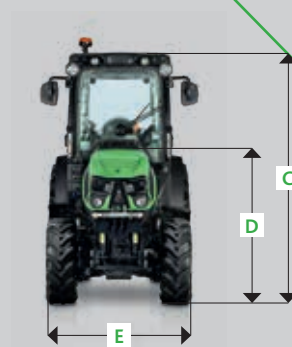
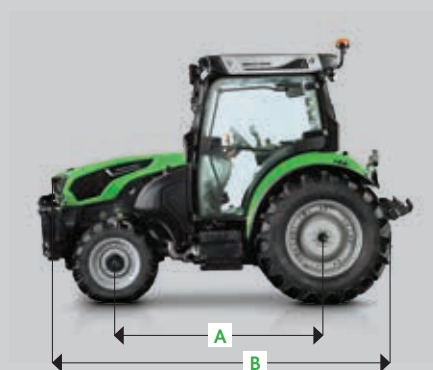
* engine rpm at max speed varies according to rear tyre size





SERIES 5 DF TTV		90	95	100	105	115
DIMENSION						
With front tyre	Size	300/70 R20	300/70 R20	300/70 R20	300/70 R20	300/70 R20
With rear tyre	Size	420/70 R28	420/70 R28	420/70 R28	420/70 R28	420/70 R28
Wheelbase (A)	mm	2044	2174	2044	2174	2174
Max. length (B)	mm	3670	3800	3670	3800	3800
Total height - CAB (C)	mm	2520	2520	2520	2520	2520
Height at bonnet (D)	mm	1475	1475	1475	1475	1475
Width (E)	mm	1624	1624	1624	1624	1624
Weight - CAB	Kg	3290-3880	3515-4105	3290-3880	3515-4105	3515-4105
Total admissible load	Kg	5200	5200	5200	5200	5200



SERIES 5 DF TTV 4-Wheel Steering		90	95	100	105	115
DIMENSION						
With front tyre	Size	300/70 R20	300/70 R20	300/70 R20	300/70 R20	300/70 R20
With rear tyre	Size	420/70 R28	420/70 R28	420/70 R28	420/70 R28	420/70 R28
Wheelbase (A)	mm	2044	2174	2044	2174	2174
Max. length (B)	mm	3670	3800	3670	3800	3800
Total height - CAB (C)	mm	2520	2520	2520	2520	2520
Height at bonnet (D)	mm	1475	1475	1475	1475	1475
Width (E)	mm	1624	1624	1624	1624	1624
Weight - CAB	Kg	3750-4340	3830-4420	3750-4340	3830-4420	3830-4420
Total admissible load	Kg	5200	5200	5200	5200	5200



SERIES 5 DS TTV		90	95	100	105	115
DIMENSION						
With front tyre	Size	280/70 R18	280/70 R18	280/70 R18	280/70 R18	280/70 R18
With rear tyre	Size	380/70 R28	380/70 R28	380/70 R28	380/70 R28	380/70 R28
Wheelbase (A)	mm	2086	2216	2086	2216	2216
Max. length (B)	mm	3670	3800	3670	3800	3800
Total height - CAB (C)	mm	2495	2495	2495	2495	2495
Height at bonnet (D)	mm	1475	1475	1475	1475	1475
Width (E)	mm	1380	1380	1380	1380	1380
Weight - CAB	Kg	3265-3865	3320-3920	3265-3865	3320-3920	3320-3920
Total admissible load	Kg	5000	5000	5000	5000	5000



SERIES 5 DV TTV		90	95	100	105	115
DIMENSION						
With front tyre	Size	180/95 R16	180/95 R16	180/95 R16	180/95 R16	180/95 R16
With rear tyre	Size	280/85 R24	280/85 R24	280/85 R24	280/85 R24	280/85 R24
Wheelbase (A)	mm	2086	2216	2086	2216	2216
Max. length (B)	mm	3670	3800	3670	3800	3800
Total height - CAB (C)	mm	2395	2395	2395	2395	2395
Height at bonnet (D)	mm	1440	1440	1440	1440	1440
Width (E)	mm	1083	1083	1083	1083	1083
Weight - CAB	Kg	3180-3690	3235-3745	3180-3690	3235-3745	3235-3745
Total admissible load	Kg	5000	5000	5000	5000	5000


Technical data and figures are only provided for guidance. DEUTZ-FAHR is committed to continuously adapting its products to your requirements and therefore reserves the right to make updates without prior notice.

Marketing-Communication Service – Code 308.8902.3.4-1 - 06/23

To discover more please contact your dealer or visit deutz-fahr.com



Follow us on   

DEUTZ-FAHR is a brand of  SDF